


GBS Labor  
Accountability &  
Targets

**Martinsville**  
**39053**

Date \_\_\_\_\_

Day of Week: \_\_\_\_\_

Labor Equation:  
***Actual Customer Transactions ÷ Crew Hours = Transactions Per Crew Hour***

	DT Car Count		FC Customer Count		Sandwich Count		Total Projected Customer Transaction	<b><i>Actual Customer Trans</i></b>	Trans (+/-)	<b><i>Actual Crew Hours</i></b>	Transaction Per Crew Hour		Mgr Int
	Target	Actual	Target	Actual	Target	Actual					Target	Actual	
5-6											5		
6-7											5.8		
7-8											6.2		
8-9											6.2		
9-10											6		
10-11											6.2		
11-12											6.2		
12-1											6.2		
1-2											6.2		
2-3											6		
3-4											6		
4-5											6.2		
5-6											6.2		
6-7											6.2		
7-8											6.2		
8-9											6.2		
9-10											6		
10-11											5.8		
DAY TOTAL											6.2		


GBS Labor  
Accountability &  
Targets

**Tipton**  
**2233**

Date \_\_\_\_\_

Day of Week: \_\_\_\_\_

Labor Equation:  
**Actual Customer Transactions ÷ Crew Hours =**  
**Transactions Per Crew Hour**

	DT Car Count		FC Customer Count		Sandwich Count		Total Projected Customer Transaction	<b><u>Actual Customer Trans</u></b>	Trans (+/-)	<b><u>Actual Crew Hours</u></b>	Transaction Per Crew Hour		Mgr Int
	Target	Actual	Target	Actual	Target	Actual					Target	Actual	
5-6											5		
6-7											5.8		
7-8											6.2		
8-9											6.2		
9-10											6		
10-11											6.2		
11-12											6.2		
12-1											6.2		
1-2											6.2		
2-3											6		
3-4											6		
4-5											6.2		
5-6											6.2		
6-7											6.2		
7-8											6.2		
8-9											6.2		
9-10											6		
10-11											5.8		
DAY TOTAL											6.2		


GBS Labor  
Accountability &  
Targets

**Bedford**  
**4632**

Date \_\_\_\_\_

Day of Week: \_\_\_\_\_

Labor Equation:  
***Actual Customer Transactions ÷ Crew Hours = Transactions Per Crew Hour***


	DT Car Count		FC Customer Count		Sandwich Count		Total Projected Customer Transaction	<b><u>Actual Customer Trans</u></b>	Trans (+/-)	<b><u>Actual Crew Hours</u></b>	Transaction Per Crew Hour		Mgr Int
	Target	Actual	Target	Actual	Target	Actual					Target	Actual	
5-6											5		
6-7											5.8		
7-8											6.2		
8-9											6.2		
9-10											6		
10-11											6.2		
11-12											6.2		
12-1											6.2		
1-2											6.2		
2-3											6		
3-4											6		
4-5											6.2		
5-6											6.2		
6-7											6.2		
7-8											6.2		
8-9											6.2		
9-10											6		
10-11											5.8		
DAY TOTAL											6.2		

GBS Labor  
Accountability &  
Targets

**North  
Vernon**  
**5520**

Date \_\_\_\_\_ Day of Week: \_\_\_\_\_

Labor Equation:  
***Actual Customer Transactions ÷ Crew Hours = Transactions Per Crew Hour***


	DT Car Count		FC Customer Count		Sandwich Count		Total Projected Customer Transaction	<b><u>Actual Customer Trans</u></b>	Trans (+/-)	<b><u>Actual Crew Hours</u></b>	Transaction Per Crew Hour		Mgr Int
	Target	Actual	Target	Actual	Target	Actual					Target	Actual	
5-6											5		
6-7											5.8		
7-8											6.2		
8-9											6.2		
9-10											6		
10-11											6.2		
11-12											6.2		
12-1											6.2		
1-2											6.2		
2-3											6		
3-4											6		
4-5											6.2		
5-6											6.2		
6-7											6.2		
7-8											6.2		
8-9											6.2		
9-10											6		
10-11											5.8		
DAY TOTAL											6.2		

GBS Labor  
Accountability &  
Targets

**Salem**  
**6326**

Date \_\_\_\_\_ Day of Week: \_\_\_\_\_

Labor Equation:  
***Actual Customer Transactions ÷ Crew Hours = Transactions Per Crew Hour***

	DT Car Count		FC Customer Count		Sandwich Count		Total Projected Customer Transaction	<u>Actual Customer Trans</u>	Trans (+/-)	<u>Actual Crew Hours</u>	Transaction Per Crew Hour		Mgr Int
	Target	Actual	Target	Actual	Target	Actual					Target	Actual	
5-6											5		
6-7											5.8		
7-8											6.2		
8-9											6.2		
9-10											6		
10-11											6.2		
11-12											6.2		
12-1											6.2		
1-2											6.2		
2-3											6		
3-4											6		
4-5											6.2		
5-6											6.2		
6-7											6.2		
7-8											6.2		
8-9											6.2		
9-10											6		
10-11											5.8		
DAY TOTAL											6.2		


GBS Labor  
Accountability &  
Targets

**Mitchell**  
**12127**

Date \_\_\_\_\_

Day of Week: \_\_\_\_\_

Labor Equation:  
***Actual Customer Transactions ÷ Crew Hours = Transactions Per Crew Hour***

	DT Car Count		FC Customer Count		Sandwich Count		Total Projected Customer Transaction	<b><i>Actual Customer Trans</i></b>	Trans (+/-)	<b><i>Actual Crew Hours</i></b>	Transaction Per Crew Hour		Mgr Int
	Target	Actual	Target	Actual	Target	Actual					Target	Actual	
5-6											5		
6-7											5.8		
7-8											6.2		
8-9											6.2		
9-10											6		
10-11											6.2		
11-12											6.2		
12-1											6.2		
1-2											6.2		
2-3											6		
3-4											6		
4-5											6.2		
5-6											6.2		
6-7											6.2		
7-8											6.2		
8-9											6.2		
9-10											6		
10-11											5.8		
DAY TOTAL											6.2		

GBS Labor  
Accountability &  
Targets

**Tanger**  
**15568**

Date \_\_\_\_\_ Day of Week: \_\_\_\_\_

Labor Equation:  
***Actual Customer Transactions ÷ Crew Hours = Transactions Per Crew Hour***




	DT Car Count		FC Customer Count		Sandwich Count		Total Projected Customer Transaction	<b><i>Actual Customer Trans</i></b>	Trans (+/-)	<b><i>Actual Crew Hours</i></b>	Transaction Per Crew Hour		Mgr Int
	Target	Actual	Target	Actual	Target	Actual					Target	Actual	
5-6											5		
6-7											5.8		
7-8											6.2		
8-9											6.2		
9-10											6		
10-11											6.2		
11-12											6.2		
12-1											6.2		
1-2											6.2		
2-3											6		
3-4											6		
4-5											6.2		
5-6											6.2		
6-7											6.2		
7-8											6.2		
8-9											6.2		
9-10											6		
10-11											5.8		
DAY TOTAL											6.2		

GBS Labor  
Accountability &  
Targets

**Charlestown**  
**18833**

Date \_\_\_\_\_ Day of Week: \_\_\_\_\_

Labor Equation:  
**Actual Customer Transactions ÷ Crew Hours =**  
**Transactions Per Crew Hour**

	DT Car Count		FC Customer Count		Sandwich Count		Total Projected Customer Transaction	<u>Actual Customer Trans</u>	Trans (+/-)	<u>Actual Crew Hours</u>	Transaction Per Crew Hour		Mgr Int
	Target	Actual	Target	Actual	Target	Actual					Target	Actual	
5-6											5		
6-7											5.8		
7-8											6.2		
8-9											6.2		
9-10											6		
10-11											6.2		
11-12											6.2		
12-1											6.2		
1-2											6.2		
2-3											6		
3-4											6		
4-5											6.2		
5-6											6.2		
6-7											6.2		
7-8											6.2		
8-9											6.2		
9-10											6		
10-11											5.8		
DAY TOTAL											6.2		




GBS Labor  
Accountability &  
Targets

**Nashville**  
**21002**

Date \_\_\_\_\_ Day of Week: \_\_\_\_\_

Labor Equation:  
**Actual Customer Transactions ÷ Crew Hours =**  
**Transactions Per Crew Hour**

	DT Car Count		FC Customer Count		Sandwich Count		Total Projected Customer Transaction	<u>Actual Customer Trans</u>	Trans (+/-)	<u>Actual Crew Hours</u>	Transaction Per Crew Hour		Mgr Int
	Target	Actual	Target	Actual	Target	Actual					Target	Actual	
5-6											5		
6-7											5.8		
7-8											6.2		
8-9											6.2		
9-10											6		
10-11											6.2		
11-12											6.2		
12-1											6.2		
1-2											6.2		
2-3											6		
3-4											6		
4-5											6.2		
5-6											6.2		
6-7											6.2		
7-8											6.2		
8-9											6.2		
9-10											6		
10-11											5.8		
DAY TOTAL											6.2		


GBS Labor  
Accountability &  
Targets

**West Baden**  
**35583**

Date \_\_\_\_\_

Day of Week: \_\_\_\_\_

Labor Equation:  
***Actual Customer Transactions ÷ Crew Hours = Transactions Per Crew Hour***

	DT Car Count		FC Customer Count		Sandwich Count		Projected Customer Transaction	<b><i>Actual Customer Trans</i></b>	Trans (+/-)	<b><i>Actual Crew Hours</i></b>	Transaction Per Crew Hour		Mgr Int
	Target	Actual	Target	Actual	Target	Actual					Target	Actual	
5-6											5		
6-7											5.8		
7-8											6.2		
8-9											6.2		
9-10											6		
10-11											6.2		
11-12											6.2		
12-1											6.2		
1-2											6.2		
2-3											6		
3-4											6		
4-5											6.2		
5-6											6.2		
6-7											6.2		
7-8											6.2		
8-9											6.2		
9-10											6		
10-11											5.8		
DAY TOTAL											6.2		